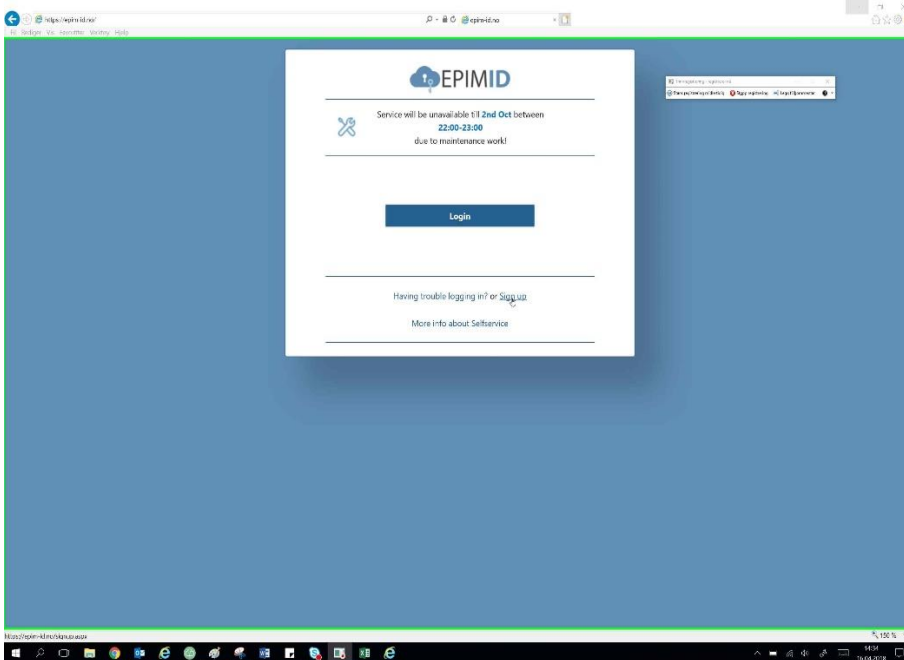
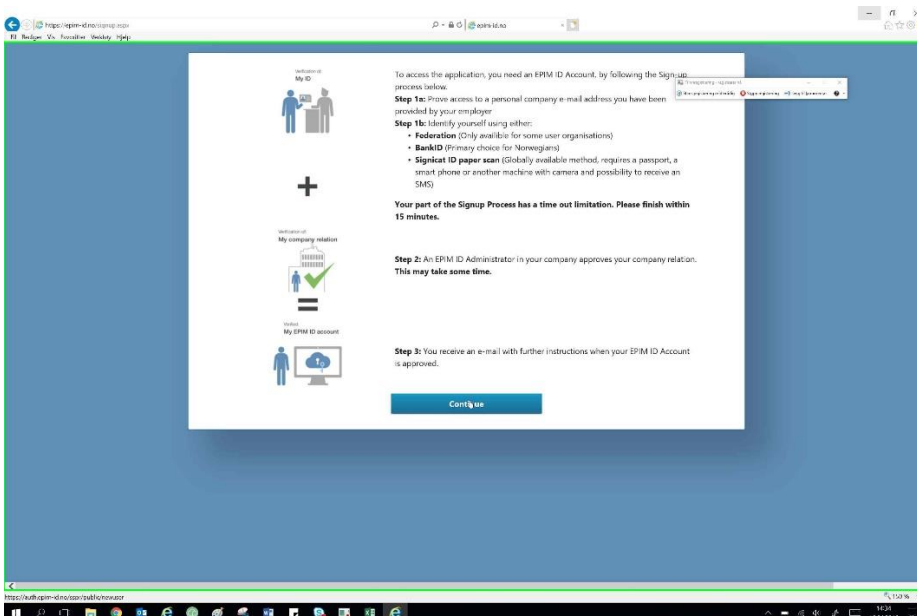


HOW TO SIGN -UP WITH FEDERATION

Step 1: Go to your Application providers URL or <https://epim-id.no> and click on Sign-up



Step 2: Click continue from the sign-up information window



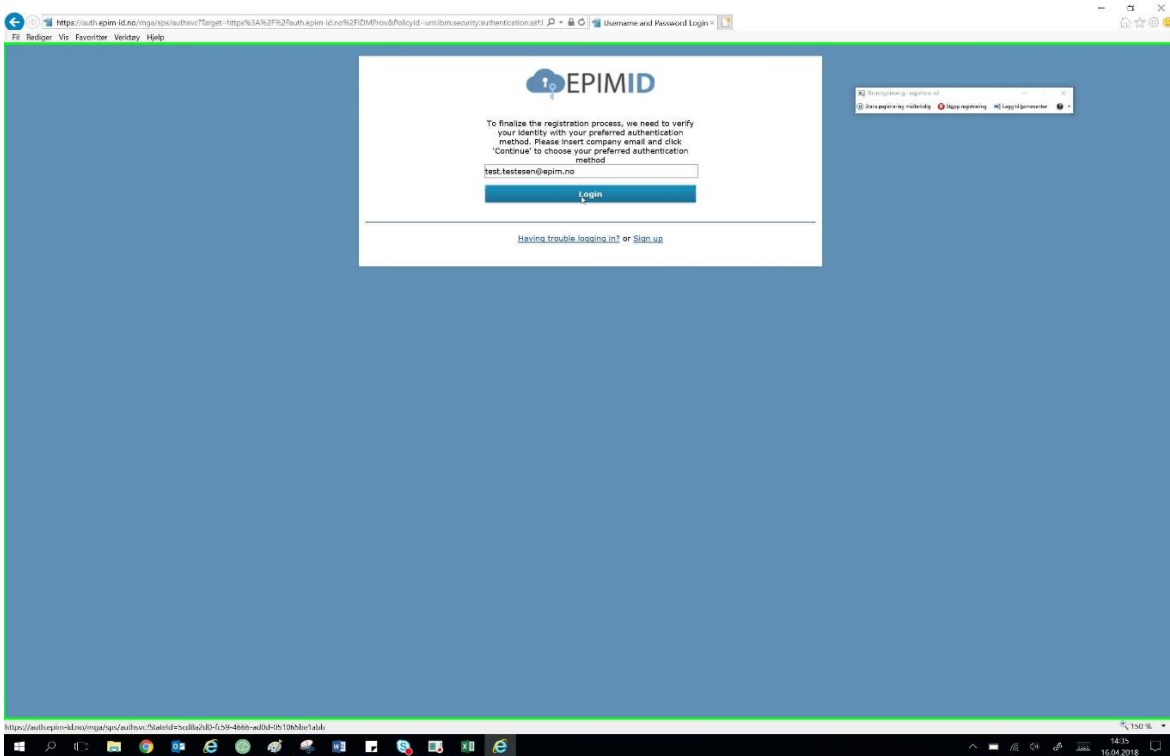
Step 3: Enter Your Personal Company e-mail address, First name, Last name and Justification and click Continue

The screenshot shows a web browser window with the URL <https://auth.epim-id.no/osp/public/newuser>. The page title is "EPIMID" and the main heading is "New User Registration". Below the heading, there is a message: "To register a new account, please complete the following form. You can read the EPIM privacy policy here [Privacy Policy](#)". A status box indicates "Your account is ready to be created. Continue when ready." The form contains the following fields: "Company Email Address*" (filled with "test.testesen@epim.no"), "Confirm Company Email Address*" (filled with "test.testesen@epim.no"), "First Name*" (filled with "Test"), "Last Name*" (filled with "Testesen"), and "Justification*" (with a placeholder "Sign-up with federation"). At the bottom of the form are "Continue" and "Cancel" buttons. The browser's taskbar at the bottom shows the time as 14:34 on 16.04.2019.

Step 4: You will now receive a OTP (One Time Password) to the e-mail account used in this sign-up process. Enter OTP code and click Check Code

The screenshot shows the same web browser window as in Step 3, but the form is now at the verification stage. The heading "New User Registration" is still present. The message reads: "To verify your identity, a security code has been sent to you at *****@****.no. Please copy and paste the security code here." Below this is a "Code" input field containing the text "8YH2K3". At the bottom of the form are "Check Code" and "Cancel" buttons. The browser's taskbar at the bottom shows the time as 14:35 on 16.04.2019.

Step 5: Enter your e-mail and click Login



Step 6: Select Your Company from the drop-down menu and close browser to finish your registration

Company Selection

Please select your company from the list and press confirm to complete registration.

Select Company: *

Confirm Company